

Spring 2025
Answer key

1. Force on a moving electric charge in a magnetic field. $F = q \times v \times B \times \sin \theta$

2. Force on a moving electric charge in an electric field. $F = q \times E$

3. Centripetal force: $F_c = m \frac{v^2}{r}$

4. Force on a current in a magnetic field. $F = I \times L \times B \times \sin \theta$

5. Magnetic field produced by electric current: $B = \frac{\mu_0 I}{2\pi r}$

6. Faraday's law of induction and Magnetic flux: $\xi = -N \frac{\Delta \Phi}{\Delta t}; \Phi = B_{\perp} A.$

7. Equations for transformers and power loss during transmission are shown below:

$$\frac{V_s}{V_p} = \frac{N_s}{N_p} \quad I_s V_s = I_p V_p \quad P = IV \quad P_{loss} = I^2 R \quad V = IR \quad V_{rms} = \frac{V_p}{\sqrt{2}}$$

8. Reactance (X_C) of a capacitor and Reactance (X_L) of an inductor:

$$X_C = \frac{1}{2\pi f C} \quad X_L = 2\pi f L \quad f = \frac{1}{T}$$

9. Impedance (Z) of a series RCL circuit:

$$Z = \sqrt{R^2 + (X_L - X_C)^2}$$

10. Resonant frequency (f_0) of a series RCL circuit: $f_0 = \frac{1}{2\pi \sqrt{LC}}$

11. Electromagnetic waves: $c = \frac{E}{B} \quad c = \lambda f$

12. Circumference, C and Area, A of a circle (radius r): $C = 2\pi r \quad A = \pi r^2$
Area of a rectangle = length \times width. Area of a triangle = $\frac{1}{2} \times \text{base} \times \text{height}$

13. Proton charge = $1.6 \times 10^{-19} \text{C}$. Proton mass = $1.673 \times 10^{-27} \text{kg}$

2pts each


A. Select the correct answer for the multiple choices questions and write your answer in the line next to the question number.

a 1. The angular difference between the magnetic north and the geographical north is called the

- a. angle of declination
- b. angle of rotation
- c. angle of dip
- d. angle of latitude

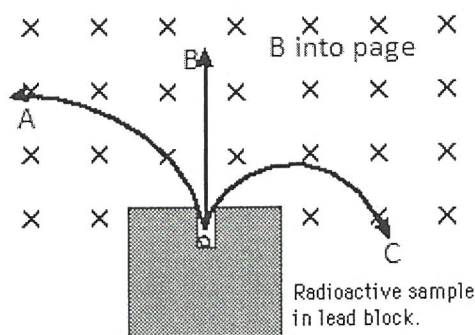
d 2. A horseshoe magnet and a current-carrying wire are shown in the drawing. The wire is perpendicular to the paper, and the current is directed out of the paper. What is the direction of the magnetic force on the current, in between the poles?

- a. Up
- b. Down
- c. To the Left
- d. To the Right
- e. in
- f. out



d 3. Three particles (A, B, and C) released from a radioactive sample are moving perpendicular to a uniform magnetic field (see the drawing). What are the signs of the charges in the particles?

- a. All three are positive.
- b. All three are negative.
- c. All three are neutral.
- d. A is positive, B is neutral, and C is negative.
- e. C is positive, B is neutral, and A is negative.
- f. A is positive, C is neutral, and B is negative.



A 4. Among the electromagnetic waves, which one is used for communications?

- A. radio wave
- B. ultraviolet
- C. Gamma
- D. X-ray
- E. Infrared

C 5. Who is credited with the development of alternating current electrical system:

e 6. Who is credited with the development of electromagnetic induction:

Answers for 5 & 6

- a. Maxwell
- b. Henry
- c. Tesla
- d. Hertz
- e. Faraday

d 7. Which one of the following is a unit for magnetic field?

e 8. Which one of the following is a unit for magnetic flux?

C 9. Which one of the following is a unit for magnetic energy?

Answers for 7,8,9

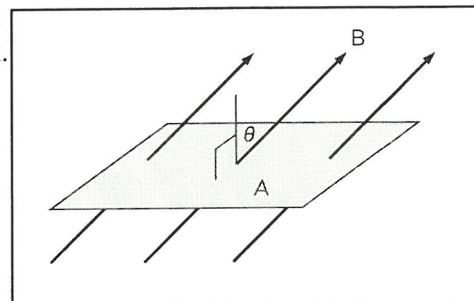
- a. C
- b. W
- c. J
- d. T
- e. Wb
- f. A

2 10. Which one of the quantity is the same between the primary and secondary windings of an ideal transformer?

1. voltage
2. magnetic field
3. current
4. # of turns
5. magnetic flux

b 11. Magnetic field lines ($B = 0.45 \text{ T}$) are passing through a rectangular loop of length 10 cm and width 5.0 cm as shown. The angle shown, $\theta = 35^\circ$. What is the magnetic flux through the loop?

- a. $22.5 \text{ T}\cdot\text{cm}^2$
- b. $18.4 \text{ T}\cdot\text{cm}^2$
- c. $12.9 \text{ T}\cdot\text{cm}^2$
- d. $2.25 \text{ T}\cdot\text{cm}^2$
- e. $1.84 \text{ T}\cdot\text{cm}^2$
- f. $1.29 \text{ T}\cdot\text{cm}^2$



12-14) The drawing shows a straight wire carrying a current I . Below the wire is a rectangular loop that contains a resistor R .

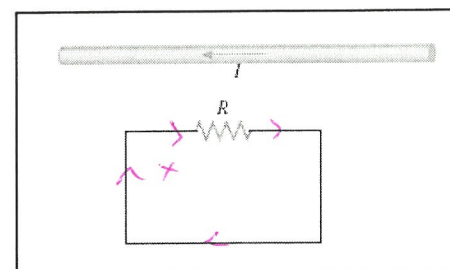
a 12. What is the direction of the magnetic field inside the loop?
a. coming out (\cdot) b. going in (\times)

c 13. If the current I is constant, what is the direction of the induced current through the resistor R ?

a 14. If the current I is increasing in time, what is the direction of the induced current through the resistor R ?

Answers to 13 and 14

- a. left to right
- b. right to left
- c. no current



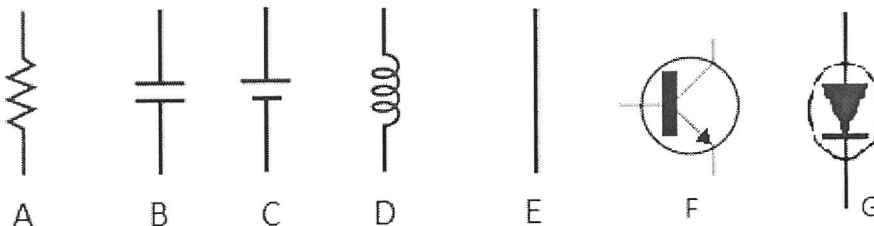
b 15. Radio waves travel at the speed of light, $3.0 \times 10^8 \text{ m/s}$. What is the wavelength of the 88.1 MHz radio wave? ($M = 10^6$) Speed of light = $C = \lambda f$

- a. 3.0 m
- b. 3.4 m
- c. 34 m
- d. 340 m
- e. $3.4 \times 10^6 \text{ m}$

16-17) Various circuit elements are shown below.

c 16. Which one represents a battery?

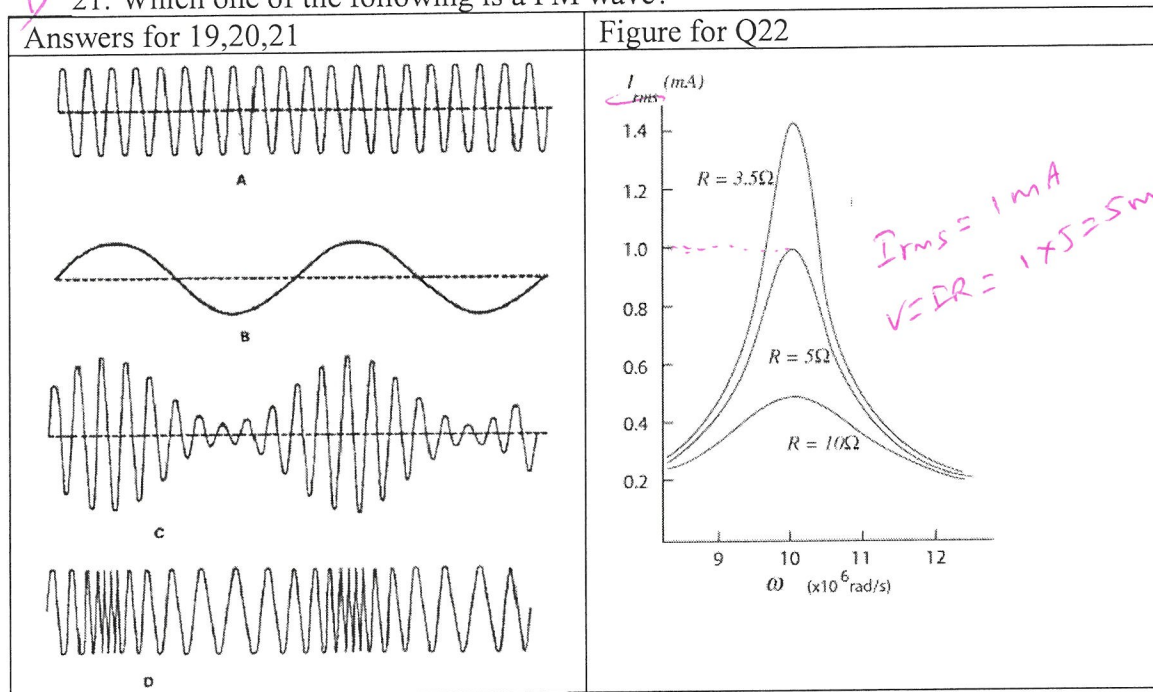
A 17. Which one represents a resistor?



c 18. What is the angle between the electric and magnetic fields in an electromagnetic wave?

- a. 0°
- b. 45°
- c. 90°
- d. 120°
- e. 180°

19. Which one of the following is an unmodulated carrier wave?
 20. Which one of the following is an AM wave?
 21. Which one of the following is a FM wave?



22. The resonance curves for an RLC circuit are shown for various resistances above. Using the plot, determine the V_{rms} for the 5 ohm resistor at the resonance?
 a. 0.4 mV b. 0.45 mV c. 0.8 mV d. 1.0 mV e. 1.4 mV f. 5.0 mV

23. In a RCL circuit, a $16.0\text{-}\Omega$ resistor, a $4.10\text{-}\mu\text{F}$ capacitor, and a 5.30-mH inductor are connected in series. What is the resonance frequency of this circuit?
 a. 108 Hz b. 546 Hz c. 732 Hz d. 1080 Hz e. 6780 Hz

-----end of MC questions-----

$$\frac{V_s}{V_p} = \frac{N_s}{N_p} \quad I_s V_s = I_p V_p \quad P = IV$$

- B. A generating station is producing $1.8 \times 10^6 \text{ W}$ of power at 2500 V . A transformer with 50 turns in the primary and 19,000 turns in the secondary is used to change the voltage before the power is transmitted. What is the current in the transmission lines?

$$\frac{V_s}{V_p} = \frac{N_s}{N_p}$$

$$\frac{V_s}{2500} = \frac{19000}{50}$$

$$V_s = 950,000 \text{ V}$$

$$P = IV$$

$$1.8 \times 10^6 = I \times 950,000$$

$$\frac{1.8 \times 10^6}{950,000} = I = 1.89 \text{ A}$$

$$I = 1.89 \text{ A}$$

Force (F) on a moving charge in a magnetic field is given by:	Centripetal force is given by:
$F = qvB \sin \theta$.	$F_c = m \frac{v^2}{r}$.

- 3 C1. Using the above two equations, Derive an expression for the velocity of a charge particle in circular motion in terms of radius, charge, magnetic field, and mass.

$$\frac{mv^2}{r} = qvB \sin \theta = qvB \rightarrow \boxed{v = \frac{qBr}{m}} \rightarrow B = \frac{vm}{qr}$$

- 8 C2. A proton with a speed of 2.8×10^6 m/s is shot into a region between two plates that are separated by a distance of 0.29 m. As the drawing shows, a magnetic field exists between the plates, and it is perpendicular to the velocity of the proton. What must be the (a) magnitude of the magnetic field so the proton just misses colliding with the opposite plate and leaves parallel to the second plate?

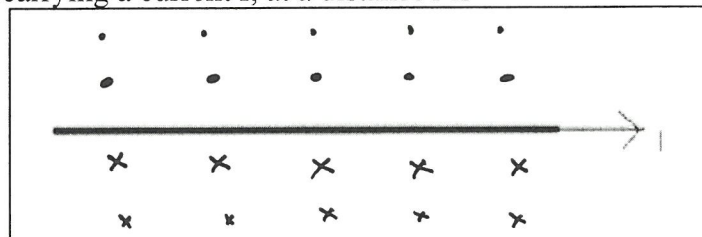
(a) $B = \frac{vm}{qr} = \frac{2.8 \times 10^6 \times 1.673 \times 10^{-27}}{1.6 \times 10^{-19} \times 0.29} = 0.1 \text{ T}$

(b) $t = \frac{d}{v} = \frac{2\pi r/4}{v} = \frac{\pi r}{2v} = \frac{\pi \times 0.29}{2 \times 2.8 \times 10^6} = 0.163 \mu\text{s}$
 $\boxed{t = 1.63 \times 10^{-7} \text{ s}}$



D. The magnetic field due to a long straight wire, carrying a current I , at a distance r is given by; ($\mu_0 = 4\pi \times 10^{-7} \text{ T.m/A}$)

$$B = \frac{\mu_0 I}{2\pi r}$$



- 3 1. Show the cross-section of the magnetic field for the above current, using dots and crosses in the diagram above.

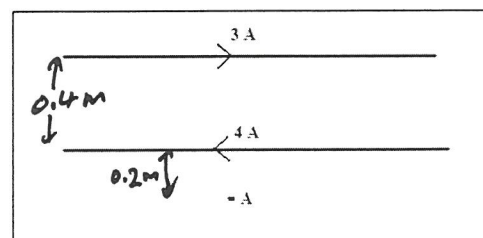
- 8 2. Two long straight wires, carrying currents 3.0 A and 4.0 A are separated by a distance of 0.40 m, lie as shown below. Determine the net magnetic field (magnitude and direction) from both currents at point A which is located 0.20 m from the bottom wire, as shown below.

$$B_{4A} = \frac{\mu_0 I}{2\pi r} = \frac{4\pi \times 10^{-7} \times 4}{2\pi \times 0.2} = 4.00 \times 10^{-6} \text{ T } \odot$$

$$B_{3A} = \frac{\mu_0 I}{2\pi r} = \frac{4\pi \times 10^{-7} \times 3}{2\pi \times 0.6} = 1.00 \times 10^{-6} \text{ T } \otimes$$

$$B_{\text{net}} = (4.00 \times 10^{-6} - 1.00 \times 10^{-6}) \odot$$

$$B_{\text{net}} = 3.00 \times 10^{-6} \text{ T } \odot = 3 \mu\text{T } \odot$$



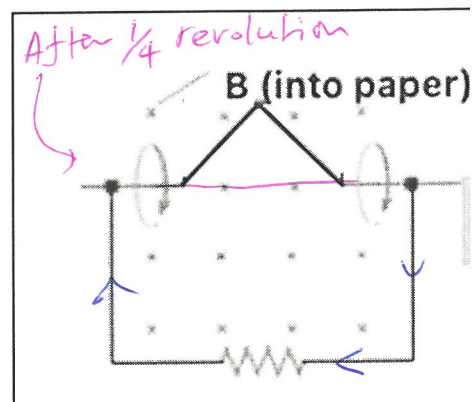
E. Faraday's law of induction: $\mathcal{E} = -N \frac{\Delta\Phi}{\Delta t}$; $\Phi = B_{\perp} A$.

Ohm's law: $V = IR$

24

A loop of wire has the shape shown in the drawing. The top part of the wire is bent into a triangle of base 20 cm and height 10 cm. A constant magnetic field of magnitude 0.39 T is directed into the paper.

- What is the change in magnetic flux when the triangular side is rotated through quarter of a revolution, starting from the position shown?
- If the above quarter of a revolution takes 6.5 ms, what is the induced emf in the loop?
- If the resistance shown in the loop is 1.5 ohm, what is the induced current?
- Show the direction of the induced current in the loop?
- What is the period and frequency of the above rotation?
- Sketch the induced emf as a function of time for a few periods.



(a) loss of area = area of the triangle = $\frac{1}{2}bh$
 $= \frac{1}{2} \times 0.2 \times 0.1 = 0.01 \text{ m}^2$
 $\Delta\Phi = -A \cdot B = -0.01 \times 0.39 = -0.0039 \text{ T}\cdot\text{m}^2$

$\Delta\Phi = -0.0039 \text{ T}\cdot\text{m}^2$

(b) $\mathcal{E} = -N \frac{\Delta\Phi}{\Delta t} = -1 \cdot \frac{(-0.0039)}{6.5 \times 10^{-3}} = 0.6 \text{ V} \rightarrow \mathcal{E} = 0.6 \text{ V}$

(c) $I = \frac{V}{R} = \frac{0.6}{1.5} = 0.4 \text{ A} \rightarrow I = 0.4 \text{ A}$

(d) Shown in the diagram.
 loss of flux \rightarrow loss of \times , Induced current needs to create \times .
 clockwise

(f) $\frac{1}{4}$ revolution takes 6.5 ms.
 $T = 4 \times \frac{1}{4} = 4 \times 6.5 = 26 \text{ ms} = 0.026 \text{ s}$
 $f = \frac{1}{T} = \frac{1}{0.026} = 38.5 \text{ Hz}$

